


Pin Joint Belt Splicing

For Fast and Simple Belt Replacement!


Benefits:

- Reduction of installation time
- A fast 'Do it yourself' solution
- Only simple tools needed
- Stronger than synthetic belt fasteners
- Lower noise than with metal fasteners
- Wide range of tooth profiles available
- Suitable for all types of belt reinforcements
- Leaves no gap in the belt cover
- Suitable for high belt speeds
- Does not require larger pulleys

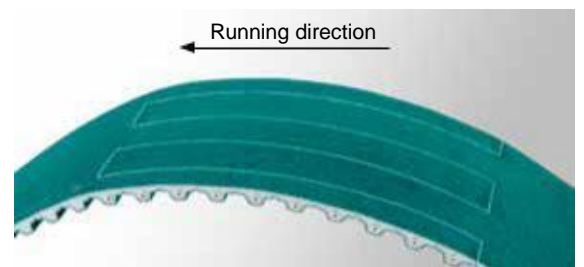
Pin Joint feasibility table			
Belt type	tooth pitch mm/in	minimum belt width (mm)	maximum belt width (mm)
T10	10	16	100
AT10	10	16	100
T20	20	25	100
AT20	20	25	100
HTD 8M	8	15	100
HTD 14M	14	25	100
STD 8M	8	15	100
L	3/8 in	19.1	101.6
H	1/2 in	19.1	101.6
XH	7/8 in	25.4	101.6



Pin Joint timing belts come with pre-cut fingers



Just put the fingers together and insert the pins



The resulting belt surface is smooth and has no gaps