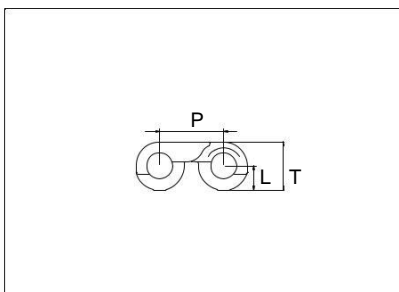



Plastic Modular Belt

Serie **uni NTB** Type **C**



Straight Running Belt
 Nominal pitch: 8.0 mm (0.32 in)
 Surface type: Flat
 Surface opening: Closed
 Backflex radius: R6 mm (0.24 in)
 Pin diameter: 3.0 mm (0.12 in)

Belt material & color	POM-D B
Pin material & color	PA6.6 B

	mm	in		mm	in
P (Nominal)	8.0	0.32	T	6.00	0.24
L	3.00	0.12	-	-	-

Non standard material and color: See uni Material and Color Overview.

Alternative pin and lock materials: PBT **LG**

Belt width		Permissible tensile force (Belt/pin material)		Belt weight (Belt/pin material)		-Min No drive sprocket per shaft	Number of wear strips (min no)	
		POM-D/PA6.6		POM-D/PA6.6			-Carry (pcs)	-Return (pcs)
mm	in	N	lbf	Kg/m	lb/ft			
76	3.0	167	38	0.4	0.24	2	2	2
153	6.0	337	76	0.7	0.49	2	2	2
229	9.0	504	113	1.1	0.73	3	3	2
305	12.0	671	151	1.5	0.98	4	4	2
381	15.0	838	188	1.8	1.22	4	4	2
458	18.0	1008	227	2.2	1.47	5	5	3
534	21.0	1175	264	2.5	1.71	6	6	3
610	24.0	1342	302	2.9	1.95	7	7	4
686	27.0	1509	339	3.3	2.19	7	7	4
762	30.0	1676	377	3.6	2.44	8	8	4
839	33.0	1846	415	4.0	2.68	9	9	5
915	36.0	2013	453	4.4	2.93	10	10	5
991	39.0	2180	490	4.7	3.17	10	10	5

Additional standard belt widths are available in steps of 76.2 mm (3.00 in). Additional non-standard belt widths are available in steps of 25.4 mm (1.00 in).

1448	57.0	3186	716	6.9	4.63	15	15	8
------	------	------	-----	-----	------	----	----	---

Additional standard belt widths are available in steps of 76.2 mm (3.00 in). Additional non-standard belt widths are available in steps of 25.4 mm (1.00 in).

1982	78.0	4360	980	9.4	6.34	20	20	10
------	------	------	-----	-----	------	----	----	----

General belt tolerance is +0/-0.4% at 23°C/73°F and 50% RH. For exact belt width contact Customer Service. Non standard belt width on request.

*Max. Load per Drive Sprocket. Belt material: POM-D 200N (44 lbf).

**Max. Spacing between wear strips, Carry: 102.0 mm (4.00 in); Return: 203.0 mm (8.00 in).

— = Single Link



STANDARD


STRAIGHT RUNNING

PITCH 8.0 MM/0.32 IN

Sprocket

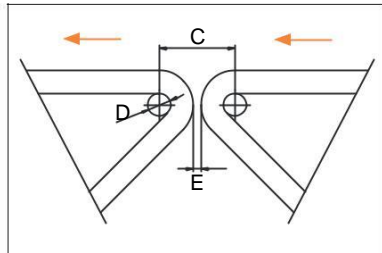
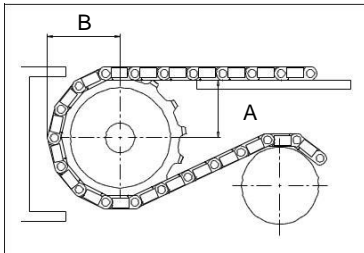
No. of teeth	Bore size										Overall diameter		Pitch diameter		Hub diameter		Dimension A		Dimension B		Singerow/Two way	Doulerow/Two way	Molded LGPA6	MachinedPAG N
	Pilot bore	mm in	0.75 119.	20.0 0.78	25.0 0.98	001.25 4	030. 181.	1.25 831.	1.50 138.	40.0 1.57	mm	in	mm	in	mm	in	mm	in						
Z24	x		●		●						61.3	2.41	61.3	2.41	57.3	2.26	27.38	1.08	33.65	1.32	x		x	
Z32	x		●						■	81.6	3.21	81.7	3.21	77.6	3.06	37.61	1-48	43.8	1.72		x		x	
Z48	x		●						■	122.7	4.83	122.4	4.81	118.7	4.67	58.03	2.28	64.16	2.52		x		x	
Z60	x		●						■	152.9	6.02	152.9	6.02	148.9	5.86	73.32	2.88	79.43	3.13		x		x	

■ Machined sprocket ● Machined sprocket



Non standard material and color: See uni Material and Color Overview.

Nosebars Min. Dimensions



	mm	in
C	20.0	0.79
D	6.0	0.24
E	2.0	0.08

Other sprocket sizes are available upon request.
 Round bores are always delivered with keyway.
 Other bore sizes are available upon request.
 uni Retainer Rings: See uni Retainer Ring data sheet.
 Width of tooth = 9.0 mm (0.35 in)
 Width of sprocket = 25.0 mm (0.98 in)

Max load per sprocket shown does not take bore size into account.
 Please also ensure that sufficient size shaft is chosen for corresponding load.

For correct sprocket position: See uni Assembly Instructions for uni NTB.
 For more detailed sprocket information, contact Customer Service.